

# Wathong English Camp

## for ASEAN 2016

25<sup>th</sup> - 26<sup>th</sup> August 2016



Name.....Nickname.....

School.....

# school

Name.....Nickname.....

## **Song**

### **English Camp**

**Oh, English camp (Hey!)**

**Oh, English camp (Hey!)**

**Oh, English camp comes marching in**

**Oh, how I want to be in that number**

**Oh, English camp comes marching in (Hey! Hey!)**

**(2 times)**

**(Hey! Hey! Hey! Hey!)**

### **Happy and You Know It**

**If you're happy and you know it, clap your hands (clap clap)**

**If you're happy and you know it, clap your hands (clap clap)**

**If you're happy and you know it, then your face will surely show it**

**If you're happy and you know it, clap your hands. (clap clap)**

**(stomp your feet, shout hoo-ray!, do all three)**

**HELLO**

**Hello! Hello! Hello! Hello!**

**How do you do?**

**I'm glad to be with you.**

**And you, And you, And you.**

**La La La La La La,**

**La La La La La La (Again)**

**(One more time)**

**Dragon fighting**

**Left and left, right and right,**

**Forward and back,**

**Forward, forward, forward**

**(2 times)**

**And dragon fight>>>**

### **Banana Shake**

**Shake banana shake shake banana shake shake banana shake.**

**Pill banana pill pill banana pill pill banana pill.**

**Go banana go go banana go go banana go.**

**Walk banana walk walk banana walk walk banana walk.**

### **Oh! We change**

**Oh! We change to the left. And we change to the right.**

**And we walk. And we walk. And we walk all night.**

**On the heel and the toe. And a haft turn around.**

**On the heel and the toe. And a new friend found.**

### **123**

**One, two, three, . One, two, three, four five six seven**

**I'm glade to meet you here. I'm glade to meet you here.**

**Come with me in English camp oh....dear.....**

## **Hokey Pokey**

**You put your right hand in,  
You put your right hand out;  
You put your right hand in,  
And you shake it all about.  
You do the Hokey-Pokey,  
And you turn yourself around.  
That's what it's all about!  
You put your left hand in,  
You put your left hand out;  
You put your left hand in,  
And you shake it all about.  
You do the Hokey-Pokey,  
And you turn yourself around.  
That's what it's all about!  
(right foot, left foot, body)**

**I'm a cat**

**I'm a cat Meow Meow**

**I'm a cat Meow Meow**

**I'm a cat Meow Meow**

**I'm a cat Meow Meow Meow Meow**

**Cow- Moo Moo**

**Dog- Box Box**

**Duck- Quack Quack**

**Gibbon- Pua Pua**

**One little finger**

**One little finger, one little finger,**

**One little finger, Tab! Tab! Tab!**

**Point to the ceiling,**

**Point to the floor.**

**And put it on your head**

**eyes / ears / nose /**

**mouth / friend**

## **Elephant and Chicken**

**Elephant why are they so big.**

**Chicken why are they so small.**

**Think do you know why, do you know why, can you tell me.**

**Lun lun lun lun lun la!**

**Lun lun lun lun lun la!**

## **Singing In The Rain**

**Singing in the rain**

**Just singing in the rain**

**What a wonderful feeling I'm hap hap happy again**

**One more times (Thump up, knee back t out )**

**Two Little Black Birds**

**Two little black birds sitting on the hill**

**One names Jack and one names Jew.**

**Fly away Jack, fly away Jew.**

**Come back Jack and come back Jew.**

**Good morning**

**Good morning สวัสดีตอนเช้า (2 times)**

**How are you today สบายดีหรือไร**

**I'm fine. I'm fine สบายดี**

**Thank you very much ขอขอบคุณ ขอขอบคุณ**

**A Doo Di Dub Dub**

**A Doo Di Dub Dub (2 times)**

**You put hands up and dance around**

**You say "Ha - Ha"**

**You say "Hooray!!"**

**You dance and play**

**A Doo Di Dub Dub (2 times)**



**HELLO****Hello hello hello****Hello, How do you do?****I'm glad to meet you.****And you, and you, and you****La la la la la la. (2 times)****Good morning****Good morning สวัสดีตอนเช้า****How are you today สบายดีหรือไร****I'm fine. I'm fine สบายดี****Thank you very much ขอบคุณ ขอบคุณ****Fun****1 2 3 , 1 2 3****1 2 3 4 5 6 7****I'm glad to meet you here (2 times)****Come with me in this training . Oh, dear!**

**Friend Oh friend**

**Friend Oh friend, How do you do?**

**Both your hands, I give to you.**

**Here we go round round and then.**

**Off we find another friend.**

**(Sit down, please. This is the end)**

**I feel good**

**I feel good.**

**Oh, I feel so good.**

**Oh, I feel so. Oh, I feel so.**

**Oh, I feel so good.**

**...Bingo...**

**There was a famer who had a dog.**

**And Bingo was his name.**

**B – I – N – G – O**

**A Bingo was his name.**

**Sit down and up**

**Sit down and up. (2 times)**

**Walk and run. (2 times)**

**Please stop and sit down. (2 times)**

**Singing in the rain**

**Singing in the rain.**

**Just singing in the rain.**

**What a wonderful feeling.**

**I'm hap hap happy again.**

*Thumbs up, Knees bench, back up, head back, tongue out.*

## ASEAN Country and Nationality

**ASEAN**

<b>Country</b>	<b>Nationality</b>	<b>language</b>
Cambodia	Cambodian	Khmer
Indonesia	Indonesian	Bahamas Indonesia
Laos	Laotian	Lao
Malaysia	Malaysian	Bahamas Malaysia
Myanmar	Burmese	Burmese
Philippines	Filipino	English/Tagalong
Singapore	Singaporean	Chinese/English
Thailand	Thai	Thai
Vietnam	Vietnamese	Vietnamese
Brunei Darussalam	Bruneian	Malay

\*\*\*ฝึกพูดประโยคแนะนำตนเอง

I'm from Malaysia/ I come from Malaysia.


I'm Malaysian.

I speak Bahasa Malaysia.

## ฝึกทำท่าทางการทักทายของแต่ละประเทศ

ชื่อประเทศ	คำกล่าวทักทาย	ท่าทางประกอบ
บรูไน	ซาลามัต ดาตัง Selamat Datung	จับมือกันเบาๆ
อินโดนีเซีย	ซาลามัต เซียง Selamat Sien	จับมือกัน
มาเลเซีย	ซาลามัต ดาตัง Selamat Datung	จับมือกัน
ฟิลิปปินส์	กมุस्ता Kumusta	จับมือกัน
สิงคโปร์	Hello/ หนีห่าว Ni hao	จับมือกัน
ไทย	สวัสดี Sawatdee	ไหว้
กัมพูชา	ซัวสเด/จุมเรียบซัว Sua s'dei	ไหว้
ลาว	สะบายดี Sabaidee	ไหว้
พม่า	มิงกลาบา คามยา = ครับ มิงกลาบา ชิน(-sh) = ค่ะ Mingalarbar	จับมือกัน
เวียดนาม	ซินจ่าว Xin chao	ไหว้

# ระบายสีรถไฟอาเซียน



# ดอกไม้ประจำชาติอาเซียน



Bunga raya



petscraft.com

ดอกชบา



Champa



petscraft.com

ดอกเสี้ยว



Lotus



petscraft.com

ดอกบัว



Moon Orchid



petscraft.com

ดอกกล้วยไม้



Padauk



petscraft.com

ดอกประดู่



Chromola



petscraft.com

ดอกราชพฤษี



Ranuncul



petscraft.com

ดอกจำปูน



Sempaka Jabine



petscraft.com

ดอกพุดแก้ว



Staple



petscraft.com

ดอกเข็ม



Corolla flower



petscraft.com

กล้วยไม้แดง

## **Family (ครอบครัว)**

### **Vocabulary (คำศัพท์)**

#### **Family members :**

father, mother, brother, sister, husband, children, parents, uncle,  
aunt,niece, nephew

#### **Occupation :**

engineer, dentist, postman, reporter, teacher, nurse, hairdresser,  
gardener,student, florist, nurse, barber, cook

#### **Describing people :**

tall, thin, square face, blue eyes, curly hair, short, fat, round face,short  
straight dark hair, long dark hair, quite thin, medium height, long thin face, a  
big nose, beard,blonde hair, big eyes

#### **Conversation: 1**

A: What work does he/she do?

B: He is a postman.

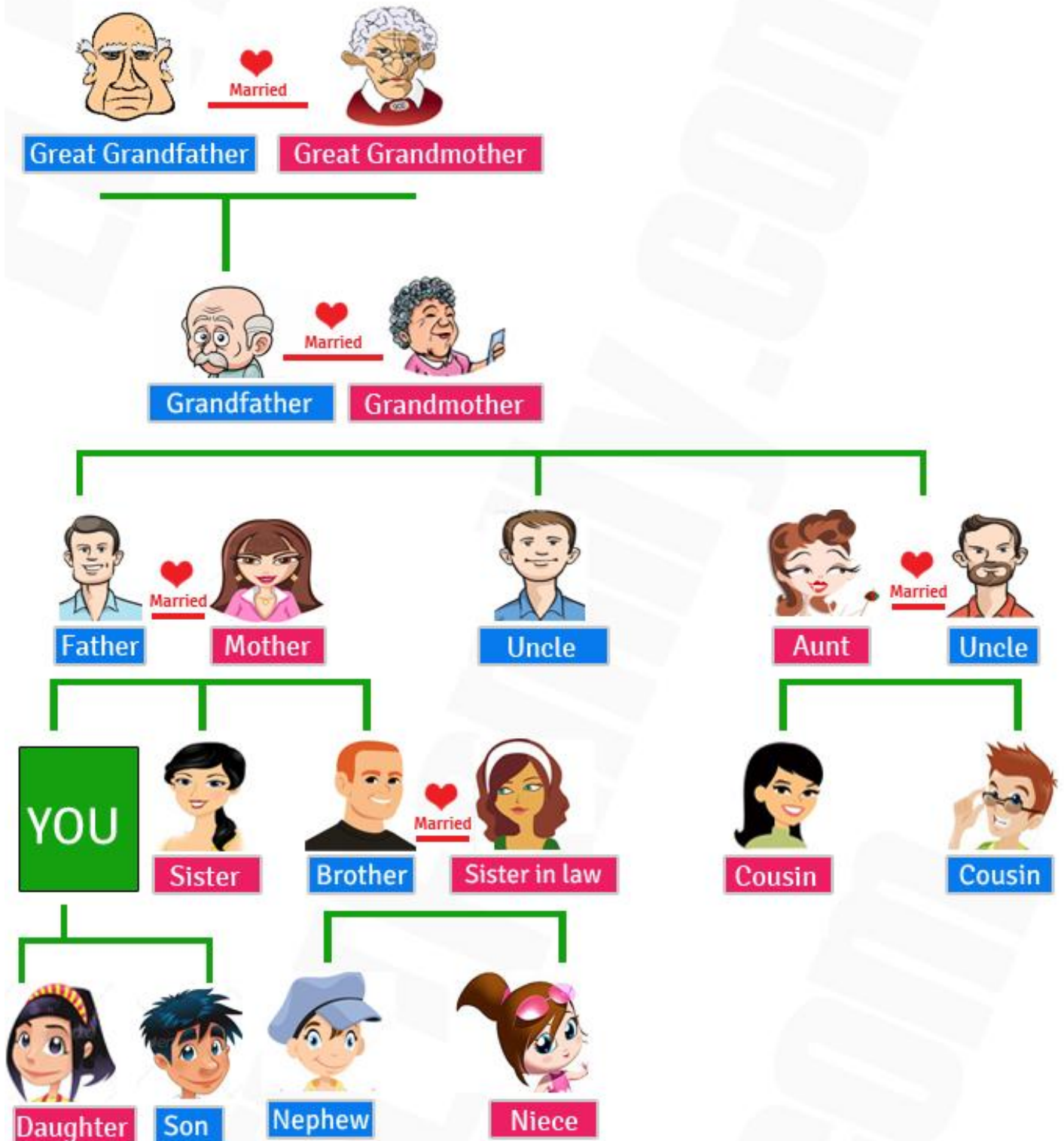
#### **Conversation: 2**

A: What are you going to be when you grow up?

B: I am going to be.....when I grow up.




# Family Tree Vocabulary




# My Family Tree

---



## Describing People 1

Match the images below with their correct description :




1. old woman with gray hair
2. beautiful brunette girl with long hair and blue eyes
3. pretty blond woman with short hair and black eyes
4. little boy with brown hair and black eyes
5. cute little black girl
6. brunette young man with a beard and moustache
7. middle-aged bald man
8. attractive boy with brown hair and green eyes



## Describing People 2

Match the images below with their correct description :



1. blond little girl with blue eyes
2. is wearing glasses and has a beard and a moustache
3. blond young woman with long hair and blue eyes
4. brunette man wearing dark sunglasses
5. old man with curly hair wearing glasses
6. middle-aged woman with brown hair and red earrings
7. good looking young man with black eyes
8. merry old woman wearing glasses



cook



farmer



gardener



doctor



engineer



announcer



hairdresser



postman



secretary



soldier




singer




teacher



dentist



nurse



student



barber



reporter



florist

## บัตรคำ

REPORTER

SINGER

COOK

DENTIST

HAIRDRESSER

DOCTOR

SOLDIER

ENGINEER

FLORIST

POSTMAN

STUDENT

NURSE

TEACHER

BARBER

GARDENER

ANNOUNCER

FARMER

SECRETARY



แบบทดสอบก่อนเรียน (Pre-test) เรื่อง Jobs and places

---

Look at the picture and choose a,b,c or d.

1. a. She is a nurse.
- b. She is a doctor.
- c. She is a teacher.
- d. She is a farmer.



2. a. He is a farmer.
- b. He is a doctor.
- c. He is a teacher.
- d. He is a postman.



3. a. He is a cook.
- b. He is a farmer.
- c. He is a teacher.
- d. He is a policeman.



4. a. She is a cook.
- b. She is a farmer.
- c. She is a teacher.
- d. She is a nurse.



5. a. He is a cook.
- b. He is a dentist.
- c. He is a postman.
- d. He is a policeman.



6. Who works on an airplane?

- |           |            |
|-----------|------------|
| a. pilot  | b. doctor  |
| c. farmer | d. teacher |

7. Who works in a school?

- |           |            |
|-----------|------------|
| a. nurse  | b. doctor  |
| c. farmer | d. teacher |


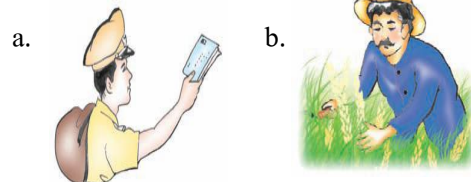
8. Nurses work in the.....

- |                   |
|-------------------|
| a. farm           |
| b. school         |
| c. hospital       |
| d. police station |

9. Farmers work on the.....

- |                   |
|-------------------|
| a. farm           |
| b. hospital       |
| c. post office    |
| d. police station |

10. She is a student.



# Jobs and

## places

### Vocabulary (คำศัพท์)

**Jobs** : student, teacher,  
 policeman,  
 postman, doctor,  
 nurse, dentist, cook,  
 sailor, pilot, seller,  
 farmer

**Places** : school, police  
 station, post office, hospital,  
 clinic, kitchen, sea, airport,  
 market, farm

### ไวยากรณ์ทางภาษา

-What work do you do?

I am a/an.....

-What work does he/she do?

He/She is a/an .....

-Where does he/she work?

He/She work in  
 the.....

-What do you want to be when you  
 grow up?


I want to be  
 a/an.....



**ใบกิจกรรมที่ 1**

คำชี้แจง ให้นักเรียนจับคู่รูปภาพกับความหมายให้สัมพันธ์กัน โดยนำตัวอักษร a - j ไปเขียนใต้รูปภาพ

- |            |              |            |           |            |
|------------|--------------|------------|-----------|------------|
| a. postman | b. nurse     | c. cook    | d. farmer | e. teacher |
| f. doctor  | g. policeman | h. dentist | i. pilot  | j. student |



Name.....school.....Group.....

**ใบกิจกรรมที่ 2**

**Jobs Word Search:**

Find the word in the list below in the grid to the right.

M	H	M	F	Y	M	A	U	P	R	O	G	R	A	M	M	E	R
P	V	E	I	L	C	U	S	R	E	P	O	R	T	E	R	Y	C
V	V	E	K	N	I	M	V	T	D	O	C	T	O	R	J	S	R
C	F	J	T	R	E	G	S	A	R	D	L	C	Z	N	K	C	N
N	V	A	G	T	A	R	H	Q	T	O	X	D	P	U	N	I	V
C	O	N	S	T	R	U	C	T	I	O	N	W	O	R	K	E	R
B	A	I	Q	Y	T	U	D	M	A	B	W	A	F	S	H	N	S
B	C	T	A	P	I	Q	C	E	U	T	S	A	U	E	I	T	N
S	T	O	R	O	S	M	R	K	N	S	T	O	I	T	A	I	R
I	O	R	M	L	T	A	V	M	D	T	I	E	L	T	B	S	G
N	R	I	P	I	L	O	T	A	O	R	I	C	N	D	E	T	O
G	X	M	E	C	H	A	N	I	C	A	I	S	I	D	I	R	W
E	Q	P	T	E	T	K	B	L	V	R	G	V	T	A	A	E	Y
R	U	T	E	O	S	F	G	C	T	C	N	G	E	B	N	N	R
L	L	Q	A	F	O	L	A	A	C	H	E	F	Z	R	N	G	T
C	P	F	C	F	A	T	I	R	Y	I	G	C	W	C	M	E	H
C	A	S	H	I	E	R	P	R	M	T	A	T	H	L	E	T	E
J	H	V	E	C	W	P	F	I	R	E	F	I	G	H	T	E	R
C	M	Y	R	E	Z	L	E	E	J	C	R	Z	N	L	L	M	B
Y	L	I	N	R	C	C	C	R	T	T	T	W	H	U	W	Z	Q

dentist  
farmer

doctor  
police

nurse  
singer

teacher  
soldier

pilot  
driver

Name.....school.....Group.....

**ใบกิจกรรมที่ 3**

คำชี้แจง ให้นักเรียนดูรูปภาพแล้วตอบคำถามให้ถูกต้อง

policeman	postman	nurse	doctor	teacher
hospital	school	post office	police station	hospital

1.



**What work does she do?**

She is a .....

**Where does she work?**

She work in the.....

2.



**What work does he do?**

He is a .....

**Where does he work?**

He work in the.....

3.



**What work does he do?**

He is a .....

**Where does he work?**

He work in the.....

4.



**What work does he do?**

He is a .....

**Where does he work?**

He work in the.....

5.



**What work does she do?**

She is a .....

**Where does she work?**

She work in the.....

## ใบกิจกรรมที่ 4

คำชี้แจง ให้นักเรียนวาดภาพอาชีพที่นักเรียนใฝ่ฝันในอนาคต พร้อมกับเขียนบรรยายสั้นๆ

.....

.....

.....

.....

.....

.....

.....



Name.....school.....Group.....

แบบทดสอบหลังเรียน (Post-test )

เรื่อง Jobs and places

Look at the picture and choose a,b,c or d.

1. She is a student.



2. a. He is a cook.

b. He is a dentist.

c. He is a postman.

d. He is a policeman.



3. a. She is a nurse.

b. She is a doctor.

c. She is a teacher.

d. She is a farmer.



4. a. He is a cook.

b. He is a farmer.

c. He is a teacher.

d. He is a policeman.



5. Who works on an airplane?

- a. pilot
- b. doctor
- c. farmer
- d. teacher

6. a. She is a cook.

b. She is a farmer.

c. She is a teacher.

d. She is a nurse.



7. a. He is a farmer.

b. He is a doctor.

c. He is a teacher.

d. He is a postman.



8. Who works in a school?

- a. nurse
- b. doctor
- c. farmer
- d. teacher

9. Nurses work in the.....

- a. farm
- b. school
- c. hospital
- d. police station

10. Farmers work on the.....

- a. farm
- b. hospital
- c. post office
- d. police station

## Direction and sign

คำศัพท์

### Places :

train station, restaurant, supermarket, bus station, grocery, hospital,  
airport, temple, post office, museum, bank

### Preposition :

near, next to, behind, opposite, in front of, between

ไวยากรณ์ทางภาษา

A: Excuse me, May I help you?

B: Yes, please. Can you tell me Where is the hospital?

A: It's opposite the school.

B: Thank you very much.

A: You're welcome.



No smoking



Emergency exit



Bus stop



Do not take a photo



Keep a tidy



Food and drink



Switch mobile off



First aid



Toilet



Beware of the dog



## Worksheet 1

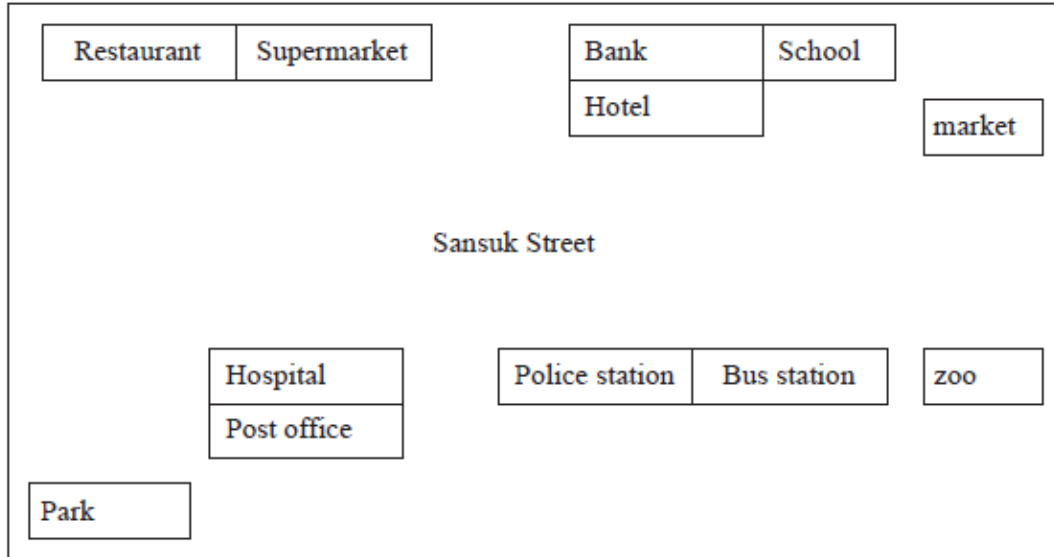
Direction : Find the words in the word puzzle. Then put the ring round the words.

train station	restaurant	supermarket	bus station
grocery	hospital	airport	swimming pool
farm	temple	garden	post office
beach	museum	rice field	bank

S	W	I	M	M	I	N	G	P	O	O	L	A	I	E
U	Y	U	F	A	R	M	M	S	D	B	A	N	K	R
P	T	R	A	I	N	S	T	A	T	I	O	N	E	E
E	H	B	U	S	S	T	A	T	I	O	N	K	Y	S
R	M	O	O	N	R	I	V	E	R	P	U	T	S	T
M	U	S	E	U	M	U	G	R	O	C	E	R	Y	A
A	N	I	T	A	E	T	E	M	P	L	E	S	A	U
R	A	T	I	L	M	O	T	H	E	R	L	A	N	R
K	E	O	P	E	R	I	C	E	F	I	E	L	D	A
E	L	M	A	T	H	O	S	P	I	T	A	L	M	N
T	E	O	Y	A	I	R	P	O	R	T	M	E	E	T
T	L	G	A	R	D	E	N	B	N	B	E	A	C	H
F	G	P	O	S	T	O	F	F	I	C	E	M	T	S

## Worksheet 2

Direction : Look at the picture, put T if the sentence is true and put F if the sentence is false.



- ..... 1. The police station is near the hotel.
- ..... 2. The bus station is next to the police station.
- ..... 3. The super market is opposite the hospital.
- ..... 4. The park is behind the restaurant.
- ..... 5. The bus stop is in front of the school.
- ..... 6. The market is near the park.
- ..... 7. The hospital is at the corner of Sansuk street.
- ..... 8. The post office is between the hospital and the bank.
- ..... 9. The zoo is near the police station.
- ..... 10. The restaurant is next to the super market.

## Worksheet 3

Directions : Match the following signs with the words which explain them.

- |     |   |       |                         |
|-----|---|-------|-------------------------|
| 1.  |    | ..... | A. Beware of the dog.   |
| 2.  |    | ..... | B. Do not take a photo. |
| 3.  |    | ..... | C. Toilet.              |
| 4.  |   | ..... | D. Food and drink.      |
| 5.  |  | ..... | E. Emergency exit.      |
| 6.  |  | ..... | F. Bus stop.            |
| 7.  |  | ..... | G. No smoking.          |
| 8.  |  | ..... | H. First aid.           |
| 9.  |  | ..... | I. Switch mobile off.   |
| 10. |  | ..... | J. Keep tidy.           |



## Food and Drinks

### คำศัพท์

- orange juice, lemonade, sandwich, pizza, noodles, hamburger, hot dog, steak, croissant, sausage, salad, curry, donut, ice-cream, tomato, string bean, carrot, pumpkin, mushroom, grape, pineapple, watermelon, rambutan,
- sweet, sour, salty, bitter, hot and spicy
- lunch tray, lunch line, lunch menu, chicken nugget, apple sauce, roll, corn yogurt, serving, cereal, pasta, protein, carbohydrate, energy
- cheap, expensive, sandwiches, cheese, desert, pizza, hamburger, strawberries, cost, pound, pence

### ไวยากรณ์ทางภาษา

A ● What's your favorite food?

B: My favorite is.....

- Why do you like it? Because it's sweet.
- Who likes hamburgers? Sopa likes hamburgers.
- There are 10 students who like hamburgers.
- What would you like to have for breakfast?
- We would like to have sandwiches and orange juice.
- What do you eat every day/every week? What do you usually drink? I eat noodles every day.
- How many oranges do you eat a day/a week? I eat three oranges every week.

A: How much milk do you drink a day?

B: I drink seven glasses of milk.

A : What is your favorite fruit?    B : Rambutan.

A : Why do you like it?                    B : Because it is sweet.

## Health

### คำศัพท์

Nouns : cough, sleepy, toothache, diarrhea, cold, hangover, headache, stomachache,

backache, sore throat, fever, bloody nose

Verb : have enough sleep, eat well, exercise, rest, take some medicine , go to the hospital, go to see the doctor, go to see the dentist

### ไวยากรณ์ทางภาษา

A: How are you? / What's the matter with you?

B: Not very well. I have a .....

A: You should .....

B: Yes, thank you.

A: Hello! How are you? / What's the matter with you?

B: Not very well. I have a cold.

A: Oh! You should not drink cold water (matched)

B: Yes!!!

-----  
A: How are you Jane? / What's the matter with you?

B: Not so well, I have a headache.

A: You should take some medicine

**Work Sheet 1**

**A. Direction** : Find the meanings of these words.

1. sore throat      meaning      .....
2. cough            meaning      .....
3. toothache        meaning      .....
4. back-ache        meaning      .....
5. headache         meaning      .....
6. bloody nose      meaning      .....
7. cold              meaning      .....
8. stomachache     meaning      .....
9. fever             meaning      .....
10. diarrhea        meaning      .....

## Work Sheet 2

**B. Direction :** Match the words 1-5 with the pictures a-e.

1. sore throat

..... A



2. cough

..... B



3. toothache

..... C



4. back-ache

..... D



5. headache

..... E



6. bloody nose

..... F



7. cold

..... G



8. stomachache

..... H



9. fever

..... I



10. diarrhea

..... J





## Reading Race

1. Humnoi had to finish his report last night. He went to bed at around 2 am.

sleepy

2. Yesterday, Nongwueng went to the dentist and she had 3 of my teeth pulled. Now her gum is swollen.

toothache

3. Susan visits Thailand for the first time. She has some Somtam and she has used the toilet for four times!

diarrhea

4. Ngueb usually comes to school by bicycle. When she was riding her bicycle back home yesterday, there was heavy rain and she was all wet.

have a cold

5. Somchai had a big highschool reunion party last night. He drank a lot with his friends. Actually they hit the bottle until sunrise!

have a hangover

1. Suda go to the beach with her family. She eat a lot of sea food and Somtam. In the night she call her parents then get her to see the doctor.

Stomachache

2. After school Laura go to see the doctor and he ask her, What's the matter? She said I have a headache and high temperature. What's the matter with Laura?

Have a fever

### Work Sheet 4

#### Do the worksheet



A: How are you Jane?

B: Not so well, I have a headache.

A: You should take some medicine



A: How are you.....?

B: Not so....., I have a cold.

A: You .....not drink cold water.



A: Hello, .....?

B: ..... well. I ..... diarrhea.

A: You should .....the .....



A: .....?

B: .....

A: .....





## ไวยากรณ์เกี่ยวกับอารมณ์ ความรู้สึก


- How do you feel when .....? (How do you feel when it's noisy ?)  
I am angry.
- (How do you feel when it's sunny ?) I am happy.
- (How do you feel when it's rainy ?) I am sad.
- (How do you feel when it's lunchtime ?) I am hungry. Time to eat.  
Yummy!
- (How do you feel when it's stormy ?) I am scared.
- (How do you feel when it's bedtime ?) I am sleepy. Time to sleep, good night!
- Do you feel ..... when .....?
- When it's ..... I am ..... .
  - What is he/ she doing? He / She is playing.....
  - What's this? Football, basketball, volleyball, golf, tennis
  - Can you.....? (swim, ) Yes, I can. / No, I can't.
  - Can you play .....? (tennis, volleyball, ....) Yes, I can. / No, I can't.
  - What sport do you like ? / What sport do you like to play?  
I like ...../ I like to play.....
  - What sport does he/she like to play? He/She likes to play .....
  - Can you swim? Can you play football?




# Emotions




## Feeling Face Cards




happy



sad



surprised



angry

## Daily routine and Times


### คำศัพท์ กลุ่มคำ ประโยค เกี่ยวกับกิจวัตรประจำวัน

Get up, wake up, morning, afternoon, evening, night, in the morning, in the afternoon, In the evening, At night, I get up, I water the plants, I cook, I watch TV, I go to school ,I feed the bird, I do my homework, I sleep, start to work, have /has breakfast, have/has lunch/ have/has dinner, have/has a shower, get dressed, exercise, go to bed. Make up, brush teeth,


### การถามและตอบเกี่ยวกับกิจวัตรประจำวัน การถามและตอบเกี่ยวกับเวลา

- What day is today?                      Today is Monday.
- What time is it?                              It's seven o'clock.
- What time do you get up?      I get up at six o'clock.
- When do you go to school?    I go to school at eight o'clock.
- What time do you have breakfast? I have breakfast at seven o'clock.
- How do you go to school?      I go to school by bicycle.
- What do you do in the morning/afternoon/at night?

I get up. I water the plant. I play football. I pay volleyball. I do my home work.




7:00 → seven o'clock




10:00 → ten o'clock

- เวลาที่มีเศษนาทิจำลองให้พูดตัวเลขที่เป็นชั่วโมงก่อน แล้วตามด้วยเลขที่เป็นนาทิจำลอง เช่น



1.45 → It's two forty-five.



6.45 → It's six forty-five.

และถ้าเราต้องการพูดช่วงเวลาต่อท้ายเวลา ให้เราสังเกตคำย่อท้ายเวลานั้นๆ ว่าเป็น a.m. หรือ p.m. แล้วจึงพูดช่วงเวลานั้นๆ ดังนี้

a.m. ย่อมาจาก ante meridiem ให้พูดช่วงเวลา in the morning

p.m. ย่อมาจาก post meridiem ให้พูดช่วงเวลา in the afternoon, in the evening, at night

แถบประโยคคำถามและคำตอบให้นักเรียนอ่านพร้อมกันและให้นักเรียนจับคู่ถามตอบ

เช่น

What day is today?

Today is Monday.

What time is it?

It's seven o'clock.

What time do you get up?

I get up at six o'clock.

When do you go to school?

I go to school at eight o'clock



The wind is blowing today. Tom and Mark are at the park.

They are flying kites.

**Tom** : I'm thirsty.

**Mark** : Me, too.

**Tom** : What time is it?

**Mark** : It's 6:45 p.m.

**Tom** : Oh no! It's time for dinner. I'm late. Goodbye.

**Mark** : See you tomorrow.

**Tom's mother** : You're very late, Tom.

**Tom** : I'm sorry, Mum.

**Tom's mother**: That's OK. Let's have dinner.



## Worksheet 1

ให้นักเรียนเขียนกลุ่มคำ, ประโยค และข้อความที่เกี่ยวกับการปฏิบัติกิจวัตรประจำวันให้สัมพันธ์กับรูปภาพ



.....



.....



.....



.....




.....




.....


# Worksheet2




ให้นักเรียนบอกเวลา




.....



.....



.....



.....



.....



.....





## Worksheet 4

**Answer the question.**

1. How about is today's weather?

.....

2. Where are Tom and Mark?

.....

3. What are they doing?

.....

4. What are happen with them?

.....

5. What time is it now?

.....

6. What is Tom saying to Mark?

.....



## ทดสอบก่อนเรียน (Pre-test)

จงวงล้อมรอบตัวอักษร a, b, c หรือ d ที่เป็นคำตอบที่ถูกต้อง

1. A : \_\_\_\_\_

B : It's 7:30 a.m.

- a. What is it?
- b. What time is it?
- c. What colour is it?
- d. What is your name?



ใช้ข้อมูลที่กำหนดให้ ในการตอบข้อ 2-3

Anna : It's 11:45 ② .

It's time for ③.

- 2. a. cm.                      b. kg.
- c. p.m.                     d.a.m.
- 3. a. dinner                 b. lunch
- c. breakfast             d. snack



ใช้บทสนทนาที่กำหนด ตอบข้อ4-5

A : ④ do you do in the afternoon ?

B : I ⑤ the dishes.

- 4. a. Where                    b. When
- c. What                     d. Why
- 5. a. goes to school         b. wash
- c. goes to bed             d. gets up

6.

A : What time is it?

B : \_\_\_\_\_

- a. It's 10 kilos.
- b. It's 85 cm tall.
- c. It's 12 baht.
- d. It's 11:00 o'clock.

ใช้ข้อมูลที่กำหนดให้ ในการตอบข้อ 7-8

Lek : 7:00 a.m.

It's 8:00 go to school.

- 7. a. He's                      b. She's
- c. It's                        d. Let's
- 8. a. time                        b. line
- c. fine                         d. mine

ใช้บทสนทนาที่กำหนด ตอบข้อ 9 -10

C : What 9 he do in the afternoon?

D : He 10

- 9. a. do                            b. did
- c. done                        d. does
- 10. a. goes to school        b. watches TV
- c. goes to bed              d. gets up

## Thing and shopping

### คำศัพท์

**Thing : clothes shop:** jacket, short, skirt, shoes, dress, T-shirt, jeans

**Toy shop:** yo-yo, toy car, teddy bear, doll, robot, skateboard, top

**Grocery:** fish sauce, sugar, coffee, jelly, salt, potato, rice, egg

**Bucher shop :** duck, chicken, fish, ham, beef, pork, sausage, lamp

**Pet shop:** puppy, kitten, goldfish, rabbit, parrot,

### ไวยากรณ์ทางภาษา

Can I help you? Yes, of course.

How much is it? / How much are they?

It's 45 baht. /They are 250 baht.

Shopkeeper : Can I help you?

Customer : Yes, of course. Can I have some...../

I'm looking for a .....

Shopkeeper: This way please.

Customer : How much is it? How much are they?

Shopkeeper: It's 100 baht./They are 250 baht.



Fill the name of thing for the correct shop

Group 1 : jacket, short, skirt, shoes, dress, T-shirt, jeans

Group 2 : yo-yo, toy car, teddy bear, doll, robot, skateboard, top

Group 3 : fish sauce, sugar, coffee, jelly, salt, potato, rice, egg

## Toy shop

---

---

---

---

---

---

---

---

## Grocery

---

---

---

---

---

---

---

---

## Butcher shop

---

---

---

---

---

---

---

---

## clothes shop

---

---

---

---

---

---

---

---

## Pet shop

---

---

---

---

---

---

---

---

## Worksheet 2

**Write 5 things and their price in your shop.**

No	Things	shop	price	
1				
2				
3				
4				
5				

**Write 5 things you want to buy**

No	Things	shop	price	
1				
2				
3				
4				
5				

**Name .....** **Class .....** **No. ....**

**School .....**

## Animals

### คำศัพท์

Animals : Monkey, butterfly, rabbit, elephant, dolphin, kangaroo, dog, cat, duck, fish, bird, snake, tiger, lion, zebra, chicken

Color: green, yellow, white, brown, black, pink, orange, violet, red

Body: leg, head, back, tail, arms, eyes, mouth, nose, ears

Adj: tall, short, beautiful, angry, dangerous, big, small

### ไวยากรณ์ทางภาษา

I am .....(name of animals)

I am .....(adj)

I have got .....(Part of body)

I like .....(food)

## Shape Size and Color

### Vocabulary :

Color :white, black, pink, grey, yellow, green, blue, brown, red

Shape : Circle oval triangle star square


Size : big small short long tallthick thin


### Structure :


ตาม


circle	square	triangle	star	oval
red	blue	yellow	black	gray
big	small	long	short	thick


Match the shapes and the objects. Then color.

A pink star.....

A purple square.....

A black circle.....

An orange triangle.....

A green oval.....

# Worksheet 1

---

**Direction :Match the shapes and the objects. Then color.**

**A pink star**



**A purple square**



**A black circle**



**An orange triangle**



**A green oval**




**A yellow heart**



# Worksheet 2

---

**A :Listen color and write**

A large, empty rectangular box with a thin black border, occupying most of the page below the instruction. It is intended for the student to draw or write their response to the listening exercise.




# Worksheet 3

.....

**Fun** with **Color**

<b>The primary color</b>	<b>The second color</b>
<b>Red and Blue</b>	
<b>Blue and Yellow</b>	
<b>Yellow and Red</b>	

Let's color





## Body and Clothes

### คำศัพท์

Body : head, eyes, ears, arms, foot, mouth, hip, shoulder, knee, hand, toe, nose, hair

Clothes : shirt, skirt, T-shirt, trousers, dress, shoes, hat, jeans, jacket, raincoat, pajamas, shorts, socks, suit, underwear

### ไวยากรณ์ทางภาษา

You have \_\_\_\_\_.

I have \_\_\_\_\_.

We have \_\_\_\_\_.

She has \_\_\_\_\_.

He has \_\_\_\_\_.

เพลง Where is your hat?

### Where is your hat? Song

Where is your hat?                      Here it is. (2 times)

Give me your hat.                      Here you are.

## Season and weather

Structure : Present Simple Tense

How many seasons in.....? There are three seasons.

How is the weather today? It is sunny.

It is winter in December, January and February.

## คำศัพท์

**seasons**; spring, summer, autumn, winter, hot season, rainy season, cool season

**weather** ;sunny, rainy, snowy, windy, cloudy, hot, warm, cool, cold, weather

## ไวยากรณ์ทางภาษา

Structure : Present Simple Tense

How many seasons in.....? There are three seasons.

How is the weather today? It is sunny.

T : How is the weather today?

S : It is hot.

T : How is the weather today?

S : It is rainy.

## แถบประโยค

It ' s winter in December , January and February.

It ' s spring in March , April and May.

It ' s summer in June , July and August.

It ' s autumn in September , October and November

## การเปรียบเทียบฤดูกาลของไทยและประเทศทางตะวันตก

- ฤดูร้อนของไทย Hot season ของทางตะวันตกเรียก Summer อากาศอบอุ่น ไม่ร้อนจัด

- ฤดูหนาวของไทย Cool season ของทางตะวันตกเรียก Winter อากาศจะหนาวเย็นจัด บางพื้นที่อุณหภูมิต่ำกว่าจุดเยือกแข็ง (0 องศาเซลเซียส) ทำให้น้ำในลำธารกลายเป็นน้ำแข็ง และมีหิมะ

ตก

ชาวตะวันตกมักเดินทางมาท่องเที่ยวในแถบประเทศที่มีอากาศอบอุ่น เช่น ประเทศไทยของเรา

- ฤดูฝนของไทย Rainy season ของทางตะวันตกไม่มีฤดูฝน แต่มีฤดูใบไม้ผลิ เรียก Spring มีฝนตกบ้างเล็กน้อย อากาศอบอุ่น แจ่มใส

- ฤดูที่ 4 ของทางตะวันตกคือฤดูใบไม้ร่วงเรียก Autumn เป็นช่วงที่ย่างเข้าฤดูหนาว ต้นไม้เริ่มผลัดใบ มีลมโหซ

## บัตรภาพคำศัพท์



**sunny**



**rainy**



**windy**



**snowy**



**cloudy**



**hot**



**cold**



**warm**

## Story Telling

### คำศัพท์

*Every morning, play golf, favourite sport, marvelous, very happy, Goodness me!, very healthy, very calm /relaxed, I'm going, show, must play!, took a ball (take a ball), put it, on the ground, gave a strong blow, threw (throw), very far, hit a tree, bounced, very fast, hit the eye, who saw (see), a lot of stars, exclaimed, I'm sorry, try it again, raised the golf club, and then, when, throw the ball far, far away, pity, because, behind, received, his nose, fell (fall), his back, the end, began to run, said (say), dangerous, little more, kill, know, what to say.*

### 4.2 ไวยากรณ์ทางภาษา

- Present Simple Tense
- Past Simple Tense

### เพลง Pass the Ball (อย่าขอหมอลำ)

Pass, pass the ball. (2 Times)

Let's pass the ball on to your right.

The balls go by and by. (2 Times)

From right to right from friends to friends. (2 Times)

### Trainer:

All the trainees, (uh...hu) (2 Times) Are you happy in this workshop? (Ah...Ha)

To whom the balls stop by (2 Times) Don't you be shy, let's speak English. (2 Times)

### Pretest

Match the picture with these words to the correct.

Star, Golf Club, PLAY Golf, Sport,  
Golf Ball, Ball, Moon, Club



.....



.....



.....



.....



.....

## Worksheet 1

Read the story telling about “Mr. Pig Play Golf” and find the words mean.

### ‘MR. PIG PLAYS GOLF’

Every morning, Mr Pig goes to play golf, his favorite sport. That day was marvellous and Mr Pig got up very happy. (SHOW THE PICTURE)

‘Goodness me!’ -said Mr Wolf who was walking .(SHOW PICTURE) ‘What’s this sport?’

‘Golf!’ - answered Mr Pig - ‘This sport is very healthy (good for you) and very calm /relaxed. I’m going to show you how you must play!’

Then he took a ball (TAKE A BALL) and put it on the ground ( PUT THE BALL ON THE GROUND) and... Zas! Mr Pig gave a strong blow to the ball and threw it very far (GIVE A BLOW TO BALL - AND PUT YOUR HAND ON TOP OF YOUR EYES, TO SUGGEST HOW FAR IT GOES)

But the ball hit a tree ( HIT TREE WITH BALL) and it bounced very fast ; then the ball hit the eye of Mr Wolf, who saw a lot of stars. ( BALL HITS MR WOLF EYE)

-‘Oh’ - exclaimed Mr Pig -‘ I’m sorry, I’m going to try it again’.

Mr Pig raised the golf club (RAISE GOLF CLUB) and then , when he was going to throw the ball far, far away, ...it was a pity, because Mr Wolf was behind Mr Pig and...he received a strong blow on his nose. Mr Wolf fell on his back ( PUT HANDS ON NOSE AND -?- FALL ON YOUR BACK)

It was the end, because Mr Wolf began to run: ( RUN)

-‘Ahhhhh.....! you said this sport wasn’t dangerous, but a little more and you kill me.

Mr Pig didn’t know what to say.

## Worksheet 2

Find the words mean.

Vocabulary	Meaning
Every morning	
play golf	
favorite sport	
marvelous	
very happy	
Goodness me	
very healthy	
calm	
relaxed	
I'm going	
show	
must play	
took a ball (take a ball)	
put it	
on the ground	
gave a strong blow	
threw (throw)	
very far	
hit a tree	
bounced	
very fast	
hit the eye	
who saw (see),	
a lot of stars	



Vocabulary	Meaning
exclaimed	
I'm sorry	
try it again	
raised the golf club	
and then	
when	
throw the ball far	
far away, pity	
because	
behind	
received	
his nose	
fell (fall)	
his back	
the end	
began to run (begin)	
said (say)	
dangerous	
little more	
kill, know	
what to say	

**Worksheet 3**

Please draw a picture about following the sentences .




Every morning, Mr Pig goes to play golf, his favourite sport. That day was marvellous and Mr Pig got up very happy.

.....

.....

.....

Please draw a picture about following the sentences .



‘Goodness me!’ -said Mr Wolf who was walking .’What’s this sport?’


‘Golf!’ - answered Mr Pig - ‘This sport is very healthy (good for you) and very calm /relaxed. I’m going to show you how you must play!’

.....

.....

.....

Please draw a picture about following the sentences .




Then he took a ball and put it on the ground and... Zas! Mr Pig gave a strong blow to the ball and threw it very far

.....

.....

.....


Please draw a picture about following the sentences .



But the ball hit a tree and it bounced very fast ; then the ball hit the eye of Mr Wolf, who saw a lot of stars.

.....  
.....  
.....

Please draw a picture about following the sentences .



'Oh' - exclaimed Mr Pig -' I'm sorry, I'm going to try it again'.


Mr Pig raised the golf club and then , when he was going to throw the ball far, far away, ...it was a pity, because Mr Wolf was behind Mr Pig and...he received a strong blow on his nose. Mr Wolf fell on his back

.....

.....

.....

Please draw a picture about following the sentences .



It was the end, because Mr Wolf began to run:

- 'Ahhhhh.....! you said this sport wasn't dangerous, but a little more and you kill me.

Mr Pig didn't know what to say.

.....

.....

.....

**Post - Test**

**Read the story telling about “Mr. Pig Play Golf” and answer the question.**

1. What sport does Mr. Pig like to play?

.....

2. Can Mr. Wolf play sport with Mr. Pig?

.....

3. What is Mr. Pig favorite sport?

.....

4. Why does Mr. Wolf run away?

.....

5. What does Mr. Wolf think about golf ?

.....



## Environment and Survey

### คำศัพท์และประโยค

nature a rainbow the sun a mountain the moon a rock a cloud an island a tree a flower a lake a river the beach

Put a garbage in the bin

Make a noise

Take living things

Preserve natural things

Keep quiet

### ไวยากรณ์ทางภาษา

การใช้ should และ should not

**Put a garbage in the bin**

**Make a noise**

**Take living things**

**Preserve natural things**

**Keep quiet**

ใบความรู้

การใช้ **should** และ **should not**



**Should + V1** จะใช้ในการแนะนำผู้อื่นในการทำ  
สิ่งต่าง ๆ ที่สมควรทำ

**Should not + V1** จะใช้ในการแนะนำผู้อื่น  
ไม่ให้ทำสิ่งต่าง ๆ ที่ไม่สมควรทำ

ดังประโยคตัวอย่าง

**We should clean** the classroom.

**We should not** make a noise.

Worksheet 1

ให้นักเรียนตัดคำศัพท์ต่อไปนี้คำละ 3 ครั้ง

Nature/Environment



Handwriting practice lines consisting of 15 rows of three horizontal lines (top, middle dashed, bottom) for writing.

Name.....Group.....No. ....


Worksheet 2

ให้นักเรียนเติมตัวอักษรที่หายไปให้ถูกต้อง

Connect the dots and write.  
Fill in the missing letters.

# nature

www.mes-english.com



- a rain ow
- the s n
- a mou tain
- the s ars
- the oon
- a r ck
- a clou
- an islan
- a ree
- a lower
- the each
- gr ss
- a la e
- a ri er
- ature

Name.....Group.....No. ....

Worksheet 3

ให้นักเรียนวงกลมล้อมรอบคำศัพท์ให้ตรงกับรูปภาพที่กำหนดให้

www.mes-english.com



# nature



H	H	T	G	N	Z	E	M	B	R	B	L
A	S	R	R	G	U	O	J	E	E	E	N
G	E	I	R	E	U	S	Q	A	W	A	W
E	H	A	L	N	E	D	G	U	O	C	P
S	S	D	T	G	N	L	K	T	L	H	Y
S	T	A	P	A	N	B	X	I	F	M	P
R	I	A	L	M	J	E	O	F	G	H	P
N	E	S	R	E	N	A	T	U	R	E	A
W	I	V	K	S	D	U	O	L	C	M	H
Q	P	A	I	E	V	O	L	T	N	O	L
F	L	X	V	R	O	C	K	G	U	O	X
Y	T	W	O	B	N	I	A	R	F	N	T

_____	_____	_____	_____	_____
_____	_____	_____	_____	_____
_____	_____	_____	_____	_____

Name.....Group.....No. ....


Worksheet 4

ให้นักเรียนเขียนประโยคสิ่งที่ดีควรทำหรือไม่ควรทำ โดยใช้ should หรือ Should not

1. We \_\_\_\_\_ put a garbage in the bin.



2. We \_\_\_\_\_ make a noise.



3. We \_\_\_\_\_ take living things.



4. We \_\_\_\_\_ preserve natural things.



5. We \_\_\_\_\_ Keep quiet.



6. We \_\_\_\_\_ throw plastic in the river.



7. We \_\_\_\_\_ cut down too many trees.



Name.....Group.....No. ....

